

# Coolamon Shire Council

SPECIAL PURPOSE FINANCIAL STATEMENTS  
for the year ended 30 June 2010

---

*“Big enough to serve,  
small enough to care”*



## Coolamon Shire Council

### Special Purpose Financial Statements

for the financial year ended 30 June 2010

Contents	Page
<b>1. Statement by Councillors &amp; Management</b>	2
<b>2. Special Purpose Financial Statements:</b>	
- Income Statement of Sewerage Business Activity	3
- Income Statement of Other Business Activities	4
- Balance Sheet of Sewerage Business Activity	5
- Balance Sheet of Other Business Activities	6
<b>3. Notes to the Special Purpose Financial Statements</b>	7-15
<b>4. Auditor's Report</b>	16-17

---

#### Background

- (i) These Special Purpose Financial Statements have been prepared for the use by both Council and the Division of Local Government in fulfilling their requirements under National Competition Policy.
  - (ii) The principle of competitive neutrality is based on the concept of a "level playing field" between persons/entities competing in a market place, particularly between private and public sector competitors.  
  
Essentially, the principle is that government businesses, whether Commonwealth, State or Local, should operate without net competitive advantages over other businesses as a result of their public ownership.
  - (iii) For Council, the principle of competitive neutrality & public reporting applies only to declared business activities.  
  
These include **(a)** those activities classified by the Australian Bureau of Statistics as business activities being water supply, sewerage services, abattoirs, gas production and reticulation and **(b)** those activities with a turnover of over \$2 million that Council has formally declared as a Business Activity (defined as Category 1 activities).
  - (iv) In preparing these financial statements for Council's self classified Category 1 businesses and ABS defined activities, councils must **(a)** adopt a corporatisation model and **(b)** apply full cost attribution including tax equivalent regime payments & debt guarantee fees (where the business benefits from councils borrowing position by comparison with commercial rates).
-

## Coolamon Shire Council

### Special Purpose Financial Statements for the financial year ended 30 June 2010

#### Statement by Councillors and Management made pursuant to the Local Government Code of Accounting Practice and Financial Reporting

**The attached Special Purpose Financial Statements have been prepared in accordance with:**


- The NSW Government Policy Statement "Application of National Competition Policy to Local Government"
- The Division of Local Government Guidelines "Pricing & Costing for Council Businesses - A Guide to Competitive Neutrality"
- The Local Government Code of Accounting Practice and Financial Reporting.
- The NSW Office of Water (Department of Environment, Climate Change and Water) Guidelines - "Best Practice Management of Water and Sewerage".

**To the best of our knowledge and belief, these Financial Statements:**

- Present fairly the Operating Result and Financial Position for each of Council's declared Business Activities for the year, and
- Accord with Council's accounting and other records.

**We are not aware of any matter that would render these Statements false or misleading in any way.**


**Signed in accordance with a resolution of Council made on 16 September 2010.**




Robert Merzies  
MAYOR



Bruce Hutcheon  
COUNCILLOR



Terrey Kiss  
GENERAL MANAGER



Courtney Armstrong  
RESPONSIBLE ACCOUNTING OFFICER

## Coolamon Shire Council

## Income Statement of Council's Sewerage Business Activity

for the financial year ended 30 June 2010

\$ '000	Actual 2010	Actual 2009	Actual 2008
<b>Income from continuing operations</b>			
Access charges	307	300	288
User charges	8	1	1
Liquid Trade Waste Charges	-	-	-
Fees	-	-	-
Interest	56	63	62
Grants and contributions provided for non capital purposes	13	12	56
Profit from the sale of assets	-	-	-
Other income	2	2	1
<b>Total income from continuing operations</b>	<b>386</b>	<b>378</b>	<b>408</b>
<b>Expenses from continuing operations</b>			
Employee benefits and on-costs	149	119	105
Borrowing costs	-	-	-
Materials and contracts	96	61	81
Depreciation and impairment	142	134	131
Loss on sale of assets	-	-	-
Calculated taxation equivalents	-	-	-
Debt guarantee fee (if applicable)	-	-	-
Other expenses	68	56	26
<b>Total expenses from continuing operations</b>	<b>455</b>	<b>370</b>	<b>343</b>
<b>Surplus (deficit) from Continuing Operations before capital amounts</b>	<b>(69)</b>	<b>8</b>	<b>65</b>
Grants and contributions provided for capital purposes	87	257	63
<b>Surplus (deficit) from Continuing Operations after capital amounts</b>	<b>18</b>	<b>265</b>	<b>128</b>
Surplus (deficit) from discontinued operations	-	-	-
<b>Surplus (deficit) from ALL Operations before tax</b>	<b>18</b>	<b>265</b>	<b>128</b>
less: Corporate Taxation Equivalent (30%) [based on result before capital]	-	(2)	(20)
<b>SURPLUS (DEFICIT) AFTER TAX</b>	<b>18</b>	<b>263</b>	<b>109</b>
plus Opening Retained Profits	6,105	5,840	5,712
plus/less: Prior Period Adjustments	-	-	-
plus Adjustments for amounts unpaid:			
- Taxation equivalent payments	-	-	-
- Debt guarantee fees	-	-	-
- Corporate taxation equivalent	-	2	20
less:			
- Tax Equivalent Dividend paid	-	-	-
- Surplus dividend paid	-	-	-
<b>Closing Retained Profits</b>	<b>6,123</b>	<b>6,105</b>	<b>5,840</b>
<b>Return on Capital %</b>	<b>-0.7%</b>	<b>0.1%</b>	<b>0.6%</b>
<b>Subsidy from Council</b>	<b>599</b>	<b>568</b>	<b>125</b>
<b>Calculation of dividend payable:</b>			
Surplus (deficit) after tax	18	263	109
less: Capital grants and contributions (excluding developer contributions)	-	(216)	-
<b>Surplus for dividend calculation purposes</b>	<b>18</b>	<b>47</b>	<b>109</b>
<b>Potential Dividend calculated from surplus</b>	<b>9</b>	<b>23</b>	<b>54</b>

## Coolamon Shire Council

## Income Statement of Council's Other Business Activities

for the financial year ended 30 June 2010

\$ '000	Allawah Complex	
	Actual 2010	Actual 2009
<b>Income from continuing operations</b>		
Access charges	-	-
User charges	467	428
Fees	-	-
Interest	147	178
Grants and contributions provided for non capital purposes	751	781
Profit from the sale of assets	-	-
Other income	98	96
<b>Total income from continuing operations</b>	<b>1,463</b>	<b>1,483</b>
<b>Expenses from continuing operations</b>		
Employee benefits and on-costs	853	828
Borrowing costs	-	-
Materials and contracts	283	246
Depreciation and impairment	95	96
Loss on sale of assets	-	-
Calculated taxation equivalents	-	-
Debt guarantee fee (if applicable)	-	-
Other expenses	244	235
<b>Total expenses from continuing operations</b>	<b>1,475</b>	<b>1,405</b>
<b>Surplus (deficit) from Continuing Operations before capital amounts</b>	<b>(12)</b>	<b>78</b>
Grants and contributions provided for capital purposes	193	183
<b>Surplus (deficit) from Continuing Operations after capital amounts</b>	<b>181</b>	<b>261</b>
Surplus (deficit) from discontinued operations	-	-
<b>Surplus (deficit) from ALL Operations before tax</b>	<b>181</b>	<b>261</b>
less: Corporate Taxation Equivalent (30%) [based on result before capital]	-	(23)
<b>SURPLUS (DEFICIT) AFTER TAX</b>	<b>181</b>	<b>238</b>
plus Opening Retained Profits	5,522	5,261
plus/less: Prior Period Adjustments		-
plus Adjustments for amounts unpaid:		
- Taxation equivalent payments	-	-
- Debt guarantee fees	-	-
- Corporate taxation equivalent	-	23
add:		
- Subsidy Paid/Contribution To Operations		-
less:		
- TER dividend paid		-
- Dividend paid		-
<b>Closing Retained Profits</b>	<b>5,703</b>	<b>5,522</b>
Return on Capital %	-0.2%	1.0%
Subsidy from Council	417	366

## Coolamon Shire Council

## Balance Sheet of Council's Sewerage Business Activity

as at 30 June 2010

\$ '000	Actual 2010	Actual 2009
<b>ASSETS</b>		
<b>Current Assets</b>		
Cash and cash equivalents	1,161	1,114
Investments	-	-
Receivables	71	86
Inventories	-	-
Other	-	-
Non-current assets classified as held for sale	-	-
<b>Total Current Assets</b>	<b>1,232</b>	<b>1,200</b>
<b>Non-Current Assets</b>		
Investments	-	-
Receivables	-	-
Inventories	-	-
Infrastructure, property, plant and equipment	10,391	10,402
Investments accounted for using equity method	-	-
Investment property	-	-
Other	-	-
<b>Total non-Current Assets</b>	<b>10,391</b>	<b>10,402</b>
<b>TOTAL ASSETS</b>	<b>11,623</b>	<b>11,602</b>
<b>LIABILITIES</b>		
<b>Current Liabilities</b>		
Bank Overdraft	-	-
Payables	10	7
Interest bearing liabilities	-	-
Provisions	-	-
<b>Total Current Liabilities</b>	<b>10</b>	<b>7</b>
<b>Non-Current Liabilities</b>		
Payables	-	-
Interest bearing liabilities	-	-
Provisions	-	-
<b>Total Non-Current Liabilities</b>	<b>-</b>	<b>-</b>
<b>TOTAL LIABILITIES</b>	<b>10</b>	<b>7</b>
<b>NET ASSETS</b>	<b>11,613</b>	<b>11,595</b>
<b>EQUITY</b>		
Retained earnings	6,123	6,105
Revaluation reserves	5,490	5,490
Council equity interest	11,613	11,595
Minority equity interest	-	-
<b>TOTAL EQUITY</b>	<b>11,613</b>	<b>11,595</b>

## Coolamon Shire Council

## Balance Sheet of Council's Other Business Activities

as at 30 June 2010

## Allawah Complex

## Category 2

\$ '000		Actual 2010	Actual 2009
<b>ASSETS</b>			
<b>Current Assets</b>			
Cash and cash equivalents		4,071	3,295
Investments		-	-
Receivables		4	2
Inventories		-	-
Other		-	-
Non-current assets classified as held for sale		-	-
<b>Total Current Assets</b>		<b>4,075</b>	<b>3,297</b>
<b>Non-Current Assets</b>			
Investments		-	-
Receivables		-	-
Inventories		-	-
Infrastructure, property, plant and equipment		7,945	8,021
Investments accounted for using equity method		-	-
Investment property		-	-
Other		-	-
<b>Total Non-Current Assets</b>		<b>7,945</b>	<b>8,021</b>
<b>TOTAL ASSETS</b>		<b>12,020</b>	<b>11,318</b>
<b>LIABILITIES</b>			
<b>Current Liabilities</b>			
Payables		3,943	3,671
Interest bearing liabilities		-	-
Provisions		132	133
<b>Total Current Liabilities</b>		<b>4,075</b>	<b>3,804</b>
<b>Non-Current Liabilities</b>			
Payables		-	-
Interest bearing liabilities		236	-
Provisions		20	6
Other Liabilities		-	-
<b>Total Non-Current Liabilities</b>		<b>256</b>	<b>6</b>
<b>TOTAL LIABILITIES</b>		<b>4,331</b>	<b>3,810</b>
<b>NET ASSETS</b>		<b>7,689</b>	<b>7,508</b>
<b>EQUITY</b>			
Retained earnings	-	5,703	5,522
Revaluation reserves	-	1,986	1,986
Council equity interest		7,689	7,508
Minority equity interest	-	-	-
<b>TOTAL EQUITY</b>		<b>7,689</b>	<b>7,508</b>

## Coolamon Shire Council

### Special Purpose Financial Statements

for the financial year ended 30 June 2010

#### Contents of the Notes accompanying the Financial Statements

<b>Note</b>	<b>Details</b>	<b>Page</b>
1	Summary of Significant Accounting Policies	8-10
2	Water Supply Business Best Practice Management disclosure requirements	11-12
3	Sewerage Business Best Practice Management disclosure requirements	13-15



## Coolamon Shire Council

### Notes to the Special Purpose Financial Statements

for the financial year ended 30 June 2010

#### Note 1. Significant Accounting Policies

These financial statements are a Special Purpose Financial Statements (SPFS) prepared for use by Council and the Division of Local Government.

For the purposes of these statements, the Council's business activities (reported herein) are not reporting entities.

These special purpose financial statements, unless otherwise stated, have been prepared in accordance with;

- applicable Australian Accounting Standards,
- other authoritative pronouncements of the Australian Accounting Standards Board,
- Australian Accounting Interpretations,
- the Local Government Act and Regulation, and
- the Local Government Code of Accounting Practice and Financial Reporting.

The statements are also prepared on an accruals basis. They are based on historic costs and do not take into account changing money values nor current values of non-current assets (except where specifically stated).

Certain taxes and other costs (appropriately described) have been imputed for the purposes of the National Competition Policy.

#### National Competition Policy

Council has adopted the principle of 'competitive neutrality' to its business activities as part of the national competition policy which is being applied throughout Australia at all levels of government.

The framework for its application is set out in the June 1996 Government Policy statement on the "Application of National Competition Policy to Local Government".

The "Pricing & Costing for Council Businesses A Guide to Competitive Neutrality" issued by the Division of Local Government in July 1997 has also been adopted.

The pricing & costing guidelines outline the process for identifying and allocating costs to activities and provide a standard of disclosure requirements. These

disclosures are reflected in Council's pricing and/or financial reporting systems and include taxation equivalents; council subsidies; return on investments (rate of return); and dividends paid.

#### Declared Business Activities

In accordance with *Pricing & Costing for Council Businesses - A Guide to Competitive Neutrality*, Council has declared that the following are to be considered as business activities:

##### Category 1

(where gross operating turnover is over \$2 million)

Nil

##### Category 2

(where gross operating turnover is less than \$2 million)

##### a. Coolamon Shire Sewerage Service

Council's sewerage reticulation & treatment activities.

##### b. Allawah Complex

Provision of Hostel & Retirement Accommodation and associated services for the aged.

#### Monetary Amounts

Amounts shown in the financial statements are in Australian currency and rounded to the nearest one thousand dollars, with the exception of some figures disclosed in Note 3 (Sewerage Best Practice Management Disclosures).

As required by the NSW Office of Water (Department of Environment, Climate Change and Water) some amounts shown in Note 3 are disclosed in whole dollars.

#### (i) Taxation Equivalent Charges

Council is liable to pay various taxes and financial duties in undertaking its business activities. Where this is the case, they are disclosed in these statements as a cost of operations just like all other costs.

## Coolamon Shire Council

### Notes to the Special Purpose Financial Statements

for the financial year ended 30 June 2010

#### Note 1. Significant Accounting Policies (continued)

However, where Council is exempt from paying taxes which are generally paid by private sector businesses (such as income tax), equivalent tax payments have been applied to all Council nominated business activities and are reflected in these financial statements.

For the purposes of disclosing comparative information relevant to the private sector equivalent, the following taxation equivalents have been applied to all council nominated business activities (this does not include council's non-business activities):

#### Notional Rate Applied %

##### Corporate Income Tax Rate – 30%

Land Tax – The first **\$376,000** of combined land values attracts **0%**. From \$376,001 to \$2,299,000 the rate is **1.6% + \$100**. For the remaining combined land value that exceeds \$2,299,000, a premium marginal rate of **2.0%** applies.

Payroll Tax – **5.65%** on the value of taxable salaries and wages in excess of \$638,000.

In accordance with the guidelines for Best Practice Management of Water Supply and Sewerage, a payment for the amount calculated as the annual tax equivalent charges (excluding income tax) must be paid from Sewerage Business activities.

The payment of taxation equivalent charges, referred in the Best Practice Management of Water Supply and Sewerage Guides to as a "Dividend for Taxation equivalent", may be applied for any purpose allowed under the Local Government Act, 1993.

Achievement of substantial compliance against the guidelines for Best Practice Management of Water Supply and Sewerage is not a prerequisite for the payment of the tax equivalent charges, however the payment must not exceed \$3 per assessment.

#### Income Tax

An income tax equivalent has been applied on the profits of the business.

Whilst income tax is not a specific cost for the purpose of pricing a good or service, it needs to be taken into

account of in terms of assessing the rate of return required on capital invested.

Accordingly, the return on capital invested is set at a pre-tax level (gain/(loss) from ordinary activities before capital amounts) as would be applied by a private sector competitor – that is, it should include a provision equivalent to the corporate income tax rate, currently 30%.

Income Tax is only applied where a positive gain/(loss) from ordinary activities before capital amounts has been achieved.

Since this taxation equivalent is notional - that is, it is payable to the "Council" as the owner of business operations, it represents an internal payment and has no effect on the operations of the council. Accordingly, there is no need for disclosure of internal charges in Council's GPFS.

The rate applied of 30% is the equivalent company tax rate prevalent as at balance date. No adjustments have been made for variations that have occurred during the year.

#### Local Government Rates & Charges

A calculation of the equivalent rates and charges payable on all Category 1 businesses has been applied to all land assets owned or exclusively used by the business activity.

#### Loan & Debt Guarantee Fees

The debt guarantee fee is designed to ensure that council business activities face "true" commercial borrowing costs in line with private sector competitors.

In order to calculate a debt guarantee fee, council has determined what the differential borrowing rate would have been between the commercial rate and the council's borrowing rate for its business activities.

#### (ii) Subsidies

Government policy requires that subsidies provided to customers and the funding of those subsidies must be explicitly disclosed.

## Coolamon Shire Council

### Notes to the Special Purpose Financial Statements

for the financial year ended 30 June 2010

#### Note 1. Significant Accounting Policies (continued)

Subsidies occur where council provides services on a less than cost recovery basis. This option is exercised on a range of services in order for council to meet its community service obligations.

Accordingly, Subsidies disclosed (in relation to National Competition Policy) represents the difference between revenue generated from 'rate of return' pricing and revenue generated from prices set by the council in any given financial year.

The overall effect of subsidies is contained within the Income Statement of Business Activities.

#### (iii) Return on Investments (Rate of Return)

The Policy statement requires that councils with Category 1 businesses "would be expected to generate a return on capital funds employed that is comparable to rates of return for private businesses operating in a similar field".

Such funds are subsequently available for meeting commitments or financing future investment strategies.

The Rate of Return on Capital is calculated as follows:

#### Operating Result before Capital Income + Interest Expense

##### Written Down Value of I,PP&E as at 30 June

As a minimum, business activities should generate a return equal to the Commonwealth 10 year bond rate which is 5.10% at 30/6/10.

The actual rate of return achieved by each business activity is disclosed at the foot of each respective Income Statement.

#### (iv) Dividends

Council is not required to pay dividends to either itself as owner of a range of businesses or to any external entities.

Local Government Sewerage Businesses are permitted to pay an annual dividend from its water supply or sewerage business surplus.

The dividend, calculated and approved in accordance with the Best Practice Management Guidelines, must not exceed either (i) 50% of this surplus in any one year, or (ii) the number of water supply or sewerage assessments at 30 June 2010 multiplied by \$30 (less the payment for tax equivalent charges, not exceeding \$3 per assessment).

In accordance with the guidelines for Best Practice Management of Water Supply and Sewerage, a Dividend Payment form, Statement of Compliance, Unqualified Independent Financial Audit Report and Compliance Audit Report are required to be submitted to the NSW Office of Water prior to making the dividend and only after it has approved its payment.

# Coolamon Shire Council

## Notes to the Special Purpose Financial Statements for the financial year ended 30 June 2010

### Note 2. Water Supply Business Best Practice Management disclosure requirements

Dollars Amounts shown below are in **WHOLE DOLLARS** (unless otherwise indicated)

**2010**

#### 1. Calculation and Payment of Tax-Equivalents

[All Local Government Local Water Utilities must pay this dividend for tax-equivalents]

(i)	Calculated Tax Equivalents	<input type="text" value="-"/>
(ii)	No of assessments multiplied by \$3/assessment	<input type="text" value="-"/>
(iii)	Amounts payable for Tax Equivalents [lesser of (i) and (ii)]	<input type="text" value="-"/>
(iv)	Amounts actually paid for Tax Equivalents	<input type="text"/>

#### 2. Dividend from Surplus

(i)	50% of Surplus before Dividends [Calculated in accordance with Best Practice Management for Water Supply and Sewerage Guidelines]	<input type="text" value="-"/>
(ii)	No. of assessments multiplied by \$30/assessment, less tax equivalent charges/assessment	<input type="text" value="-"/>
(iii)	Cumulative surplus before Dividends for the 3 years to 30 June 2010, less the cumulative dividends paid for the 2 years to 30 June 2008	<input type="text" value="-"/>

2010 Surplus	<input type="text" value="-"/>	2009 Surplus	<input type="text" value="-"/>	2008 Surplus	<input type="text" value="-"/>
		2009 Dividend	<input type="text" value="-"/>	2008 Dividend	<input type="text" value="-"/>

(iv)	Maximum dividend from surplus [least of (i), (ii) and (iii) above]	<input type="text" value="-"/>
(v)	Dividend actually paid from surplus [refer below for required pre-dividend payment Criteria]	<input type="text"/>

#### 3. Required outcomes for 6 Criteria

[To be eligible for the payment of a "Dividend from Surplus", ALL the Criteria below need a "YES"]

(i)	Completion of Strategic Business Plan (including Financial Plan)	<input type="text"/>
(ii)	Full Cost Recovery, without significant cross subsidies [Refer Item 2(a) in Table 1 on page 22 of the Best Practice Guidelines]	<input type="text"/>
	- Complying charges [Item 2(b) in Table 1]	<input type="text"/>
	- DSP with Commercial Developer Charges [Item 2(e) in Table 1]	<input type="text"/>
	- If Dual Water Supplies, Complying Charges [Item 2(g) in Table 1]	<input type="text"/>
(iii)	Sound Water Conservation and Demand Management implemented	<input type="text"/>
(iv)	Sound Drought Management implemented	<input type="text"/>
(v)	Complete Performance Reporting Form (by 15 September each year)	<input type="text"/>
(vi)	a. Integrated Water Cycle Management Evaluation	<input type="text"/>
	b. Complete and implement Integrated Water Cycle Management Strategy	<input type="text"/>

## Coolamon Shire Council

Notes to the Special Purpose Financial Statements  
for the financial year ended 30 June 2010Note 2. Water Supply Business  
Best Practice Management disclosure requirements (continued)

---

Dollars Amounts shown below are in WHOLE DOLLARS (unless otherwise indicated) 2010


---

## National Water Initiative (NWI) Financial Performance Indicators

NWI F1	Total Revenue (Water) Total Income (w13) - Grants for the Acquisition of Assets (w11a) - Interest Income (w9)	\$'000	-
NWI F4	Revenue from Residential Usage Charges (Water) Income from Residential Usage Charges (w6b) x 100 divided by the sum of [Income from Residential Usage Charges (w6a) + Income from Residential Access Charges (w6b)]	%	n/a
NWI F9	Written Down Replacement Cost of Fixed Assets (Water) Written down current cost of system assets (w47)	\$'000	-
NWI F11	Operating Cost (OMA) (Water) Management Expenses (w1) + Operational & Maintenance Expenses (w2)	\$'000	-
NWI F14	Capital Expenditure (Water) Acquisition of fixed assets (w16)	\$'000	-
NWI F17	Economic Real Rate of Return (Water) [Total Income (w13) - Interest Income (w9) - Grants for acquisition of assets (w11a) - Operating Costs (NWI F11) - Current Cost Depreciation (w3)] x 100 divided by [Written Down Current Cost of System Assets (w47) + Plant & Equipment (w33b)]	%	n/a
NWI F26	Capital Works Grants (Water) Grants for the Acquisition of Assets (w11a)	\$'000	-

- Notes:
- References to w (eg. w12) refer to item numbers within Special Schedules No. 3 & 4 of Council's Annual Financial Statements.
  - The NWI Performance Indicators are based upon the National Performance Framework Handbook for Urban Performance Reporting Indicators & Definitions.

## Coolamon Shire Council

Notes to the Special Purpose Financial Statements  
for the financial year ended 30 June 2010Note 3. Sewerage Business  
Best Practice Management disclosure requirements

Dollars Amounts shown below are in WHOLE DOLLARS (unless otherwise indicated)

2010

**1. Calculation and Payment of Tax-Equivalents**

[All Local Government Local Water Utilities must pay this dividend for tax-equivalents]

(i)	Calculated Tax Equivalents	-
(ii)	No of assessments multiplied by \$3/assessment	3,126
(iii)	Amounts payable for Tax Equivalents [lesser of (i) and (ii)]	-
(iv)	Amounts actually paid for Tax Equivalents	-

**2. Dividend from Surplus**

(i)	50% of Surplus before Dividends [Calculated in accordance with Best Practice Management for Water Supply and Sewerage Guidelines]	9,000
(ii)	No. of assessments x (\$30 less tax equivalent charges per assessment)	31,260
(iii)	Cumulative surplus before dividends for the 3 years to 30 June 2010, less the cumulative dividends paid for the 2 years to 30 June 2008	173,100

2010 Surplus	18,000	2009 Surplus	46,600	2008 Surplus	108,500
		2009 Dividend	-	2008 Dividend	-

(iv)	Maximum dividend from surplus [least of (i), (ii) and (iii) above]	9,000
(v)	Dividend actually paid from surplus [refer below for required pre-dividend payment Criteria]	-

**3. Required outcomes for 4 Criteria**

[To be eligible for the payment of a "Dividend from Surplus", ALL the Criteria below need a "YES"]

(i)	Completion of Strategic Business Plan (including Financial Plan)	YES
(ii)	Pricing with full cost-recovery, without significant cross subsidies [Refer Item 2(a) in Table 1 on page 22 of the Best Practice Guidelines]	NO
	Complying charges (a) Residential [Item 2(c) in Table 1]	NO
	(b) Non Residential [Item 2(c) in Table 1]	NO
	(c) Trade Waste [Item 2(d) in Table 1]	NO
	DSP with Commercial Developer Charges [Item 2(e) in Table 1]	YES
	Liquid Trade Waste Approvals & Policy [Item 2(f) in Table 1]	NO
(iii)	Complete Performance Reporting Form (by 15 September each year)	NO
(iv)	a. Integrated Water Cycle Management Evaluation	NO
	b. Complete and implement Integrated Water Cycle Management Strategy	NO

## Coolamon Shire Council

Notes to the Special Purpose Financial Statements  
for the financial year ended 30 June 2010Note 3. Sewerage Business  
Best Practice Management disclosure requirements (continued)

---

Dollars Amounts shown below are in WHOLE DOLLARS (unless otherwise indicated) 2010


---

**National Water Initiative (NWI) Financial Performance Indicators**

<b>NWI F2</b>	Total Revenue (Sewerage) Total Income (s14) - Grants for Acquisition of Assets (s12a) - Interest Income (s10)	\$'000	421
<b>NWI F10</b>	Written Down Replacement Cost of Fixed Assets (Sewerage) Written down current cost of system assets (s48)	\$'000	8,460
<b>NWI F12</b>	Operating Cost (Sewerage) Management Expenses (s1) + Operational & Maintenance Expenses (s2)	\$'000	268
<b>NWI F15</b>	Capital Expenditure (Sewerage) Acquisition of Fixed Assets (s17)	\$'000	130
<b>NWI F18</b>	Economic Real Rate of Return (Sewerage) [Total Income (s14) - Interest Income (s10) - Grants for acquisition of Assets (s12a) - Operating cost (NWI F12) - Current cost depreciation (s3)] x 100 divided by [Written down current cost (ie. WDCC) of System Assets (s48) + Plant & Equipment (s34b)]	%	0.11%
<b>NWI F27</b>	Capital Works Grants (Sewerage) Grants for the Acquisition of Assets (12a)	\$'000	-

---

**National Water Initiative (NWI) Financial Performance Indicators  
Water & Sewer (combined)**

<b>NWI F3</b>	Total Income (Water & Sewerage) Total Income (w13 + s14) + Gain/Loss on disposal of assets (w14 + s15) minus Grants for acquisition of assets (w11a + s12a) - Interest Income (w9 + s10)	\$'000	421
<b>NWI F8</b>	Revenue from Community Service Obligations (Water & Sewerage) Community Service Obligations (NWI F25) x 100 divided by Total Income (NWI F3)	%	3.09%
<b>NWI F16</b>	Capital Expenditure (Water & Sewerage) Acquisition of Fixed Assets (w16 + s17)	\$'000	130
<b>NWI F19</b>	Economic Real Rate of Return (Water & Sewerage) [Total Income (w13 + s14) - Interest Income (w9 + s10) - Grants for acquisition of assets (w11a + s12a) - Operating Cost (NWI F11 + NWI F12) - Current cost depreciation (w3 + s3)] x 100 divided by [Written down replacement cost of fixed assets (NWI F9 + NWI F10) + Plant & equipment (w33b + s34b)]	%	0.11%
<b>NWI F20</b>	Dividend (Water & Sewerage) Dividend paid from surplus (2(v) of Note 2 + 2(v) of Note 3)	\$'000	-
<b>NWI F21</b>	Dividend Payout Ratio (Water & Sewerage) Dividend (NWI F20) x 100 divided by Net Profit after tax (NWI F24)	%	0.00%



## Coolamon Shire Council

Notes to the Special Purpose Financial Statements  
for the financial year ended 30 June 2010Note 3. Sewerage Business  
Best Practice Management disclosure requirements (continued)

Dollars Amounts shown below are in WHOLE DOLLARS (unless otherwise indicated)


2010

National Water Initiative (NWI) Financial Performance Indicators  
Water & Sewer (combined)

<b>NWI F22</b>	Net Debt to Equity (Water & Sewerage) Overdraft (w36 + s37) + Borrowings (w38 + s39) - Cash & Investments (w30 + s31) x 100 divided by [Total Assets (w35 + s36) - Total Liabilities (w40 + s41)]	%	-10.00%
<b>NWI F23</b>	Interest Cover (Water & Sewerage) Earnings before Interest & Tax (EBIT) divided by Net Interest  Earnings before Interest & Tax (EBIT): <span style="border: 1px solid black; padding: 2px;">11</span> Operating Result (w15a + s16a) + Interest expense (w4a + s4a) - Interest Income (w9 + s10) - Gain/Loss on disposal of assets (w14 + s15) + Miscellaneous Expenses (w4b + w4c + s4b + s4c)  Net Interest: <span style="border: 1px solid black; padding: 2px;">- 52</span> Interest Expense (w4a + s4a) - Interest Income (w9 + s10)		> 100
<b>NWI F24</b>	Net Profit After Tax (Water & Sewerage) Surplus before dividends (w15a + s16a) - Tax equivalents paid (Note 2-1(iv) + Note 3-1(iv))	\$'000	18
<b>NWI F25</b>	Community Service Obligations (Water & Sewerage) Grants for Pensioner Rebates (w11b + s12b)	\$'000	13

- Notes:
- References to w (eg. s12) refer to item numbers within Special Schedules No. 5 & 6 of Council's Annual Financial Statements.
  - The NWI Performance Indicators are based upon the National Performance Framework Handbook for Urban Performance Reporting Indicators & Definitions.





# Auswild & Co

## CHARTERED ACCOUNTANTS

ABN: 29 725 771 792

### **Independent auditor's report to the Councillors of the Coolamon Shire Council and the Chief Executive Officer of the Division of Local Government**

We have audited the accompanying financial report, being a special purpose financial report, of the Coolamon Shire Council, which comprises the statement by councillors and management, balance sheet as at 30<sup>th</sup> June, 2010, and the income statement for the year then ended, a summary of significant accounting policies and other explanatory notes.

#### **Councils' Responsibility for the Financial Report**

The council is responsible for the preparation and fair presentation of the financial report and have determined that the accounting policies described in Note 1 to the financial statements which form part of the financial report are appropriate to meet the financial requirements of National Competition Policy reporting and are appropriate to meet the needs of the council. The council's responsibility also includes establishing and maintaining internal controls relevant to the preparation and fair presentation of the financial report that it is free from material misstatement, whether due to fraud or error, selecting and applying appropriate accounting policies, and making accounting estimates that are reasonable in the circumstances.

#### **Auditor's Responsibility**

Our responsibility is to express an opinion on the financial report based on our audit. No opinion is expressed as to whether the accounting policies used, as described in Note 1, are appropriate to meet the needs of the members. We conducted our audit in accordance with Australian Auditing Standards. These Auditing Standards require that we comply with relevant ethical requirements relating to audit engagements and plan and perform the audit to obtain reasonable assurance whether the financial report is free from material misstatement.

An audit involves performing procedures to obtain audit evidence about the amounts and disclosures in the financial report. The procedures selected depend on the auditor's judgment, including the assessment of risks of material misstatement of the financial report, whether due to fraud or error. In making those risk assessments, the auditor considers internal control relevant to the entity's preparation and presentation of the financial report in order to design audit procedures that are appropriate in the circumstances, but not for the purpose of expressing an opinion on the effectiveness of the entity's internal control. An audit also includes evaluating the appropriateness of accounting policies used and the reasonableness of accounting estimates made by the council, as well as evaluating the overall presentation of the financial report.

The financial report has been prepared for distribution to the council and the Division of Local Government for the purpose of fulfilling council's financial reporting requirements under National Competition Policy reporting. We disclaim any assumption of responsibility for any reliance on this report or on the financial report to which it relates to any person other than the council or the Division of Local Government or for any purpose other than that for which it was prepared.

We believe that the audit evidence we have obtained is sufficient and appropriate to provide a basis for our audit opinion.

**Independence**

In conducting our audit we followed applicable independence requirements of Australian professional ethical pronouncements.

**Auditor's Opinion**

In our opinion, the special purpose financial report presents fairly, in all material respects the financial position of Coolamon Shire Council as at 30 June, 2010 and its financial performance for the year then ended in accordance with the accounting policies described in Note 1 to the financial statements.

**AUSWILD & CO.**



G.J. BRADLEY  
Principal

Registered Auditor No: 1249

CANBERRA  
21<sup>st</sup> September, 2010